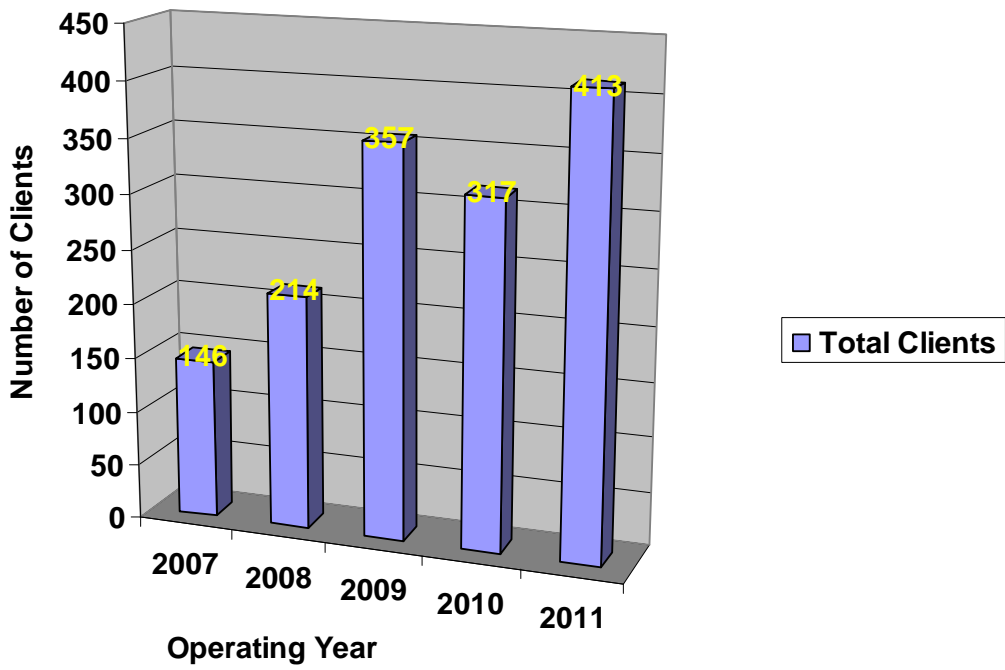


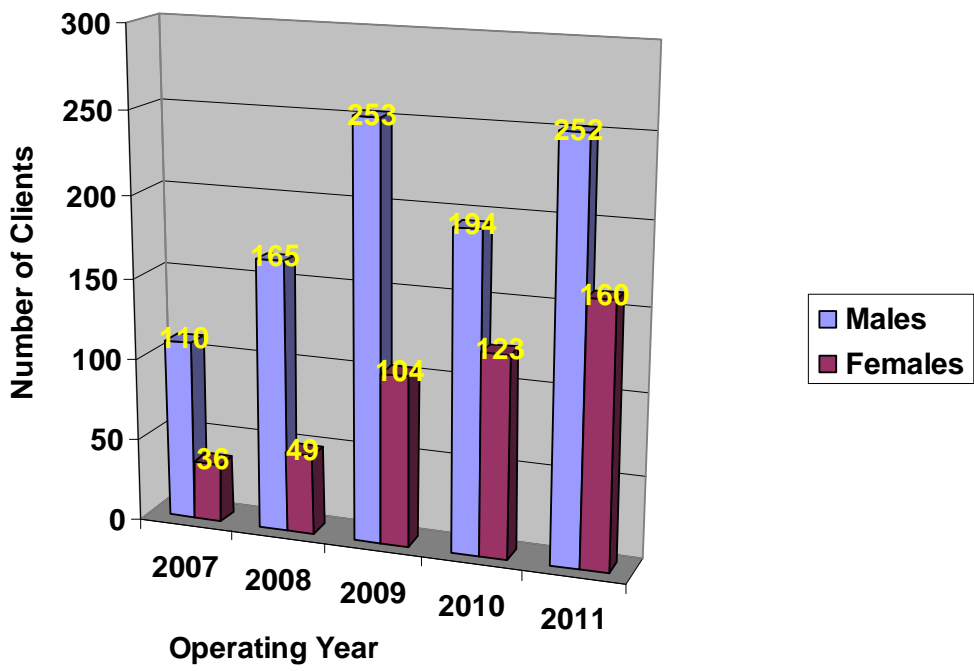
	2007		2008		2009		2010		2011	
Total Clients	146		214		357		317		413	
	2007	%	2008	%	2009	%	2010	%	2011	%
Males	110	75%	165	77%	253	71%	194	61%	252	61%
Females	36	25%	49	23%	104	29%	123	39%	160	39%
	2007	%	2008	%	2009	%	2010	%	2011	%
White	113	77%	164	77%	260	73%	229	72%	308	75%
Black	25	17%	46	21%	56	16%	59	19%	71	17%
Asian	2	1%	2	1%	2	1%	3	1%	4	1%
Other	5	3%	1	0%	8	2%	7	2%	6	1%
American Indian	1	1%	1	0%	4	1%	9	4%	3	1%
	2007	%	2008	%	2009	%	2010	%	2011	%
Hispanic/Latino	7	5%	4	2%	13	4%	13	1%	12	3%
NON Hispanic	139	95%	204	95%	298	83%	292	92%	361	87%
	2007	%	2008	%	2009	%	2010	%	2011	%
Veterans	19	13%	48	22%	54	15%	48	15%	46	11%
Length of time homeless										
	2007	%	2008	%	2009	%	2010	%	2011	%
1 week or Less	19	13%	19	9%	13	4%	21	7%	29	7%
More than a week	5	3%	33	15%	14	4%	26	8%	19	5%
1-3 months	6	4%	55	26%	35	10%	60	19%	43	10%
3-12 months	6	4%	62	29%	26	7%	62	20%	52	13%
More than a year	2	1%	41	19%	52	15%	71	22%	100	24%
	2007	%	2008	%	2009	%	2010	%	2011	%
Under 18			9	4%	52	15%	40	13%	57	14%
18 - 60			126	59%	292	82%	254	80%	333	81%
Over 60			7	3%	8	2%	11	3%	23	6%
Length of time in County										
	2007	%	2008	%	2009	%	2010	%	2011	%
Less than a month			27	13%	4	1%	25	8%	30	7%
1-3 months			23	11%	9	3%	28	9%	55	13%
3-12 months			21	10%	16	4%	38	12%	78	19%
1 year or more			128	60%	86	24%	147	46%	161	39%

	Male	Female
Veterans	44	2
Contributing Factors		
	Clients	
Lack of Employment	124	
Housing Problems	5	
Forced to relocate	17	
Family Problems (DV included)	91	
Natural Disasters	3	
Physical Disability	54	
Developmental Disability	2	
Mental Disability	30	
Substance Abuse	48	
Total Homelessness Counts		
	Clients	
Sheltered	333	
Unsheltered	80	

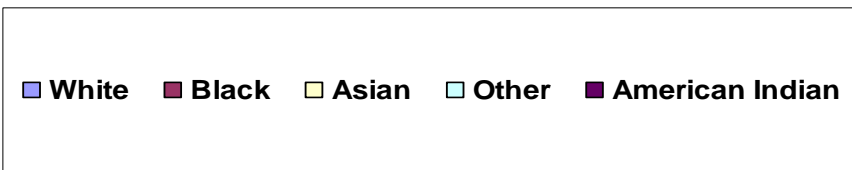
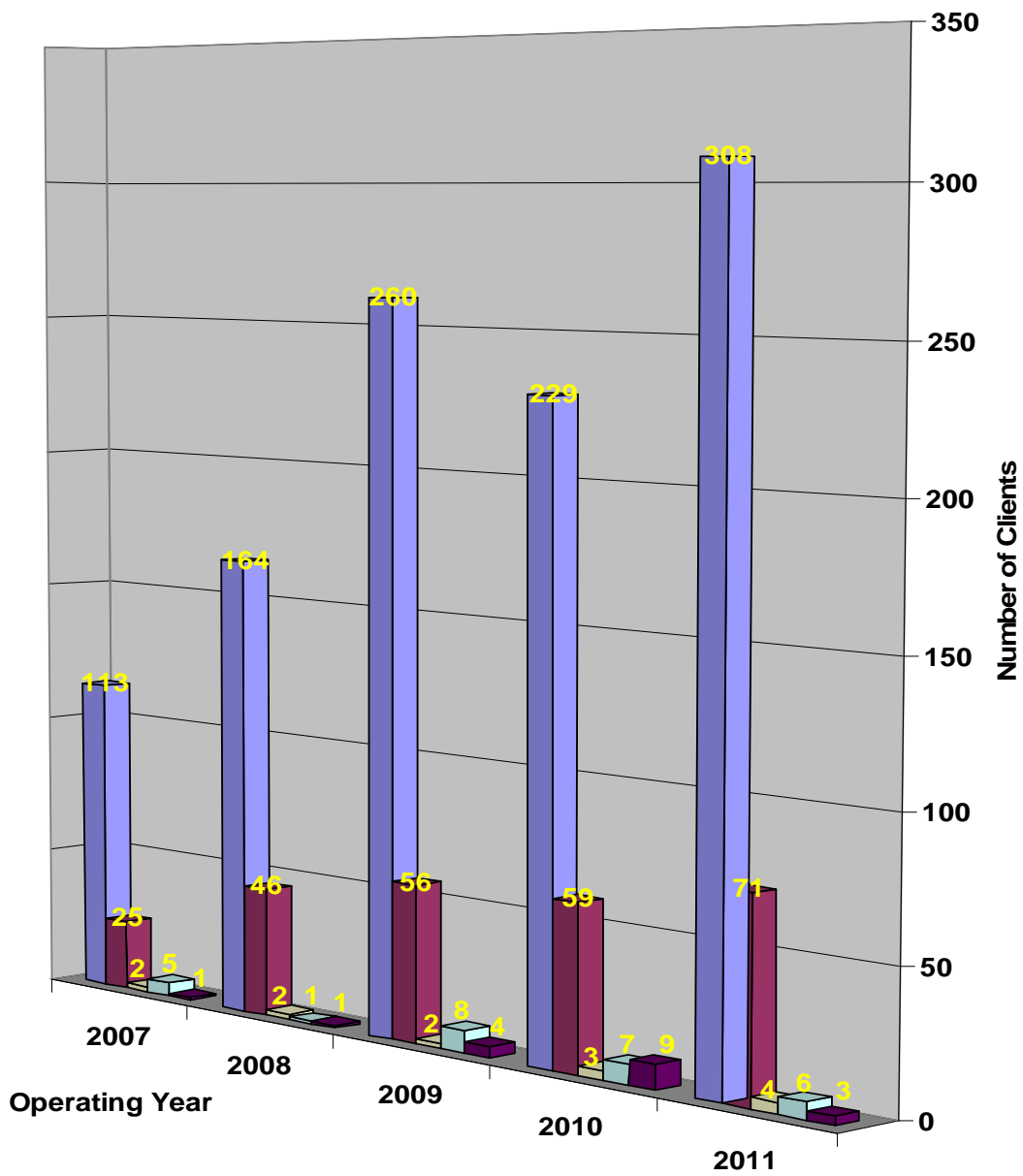
Total Homeless Clients



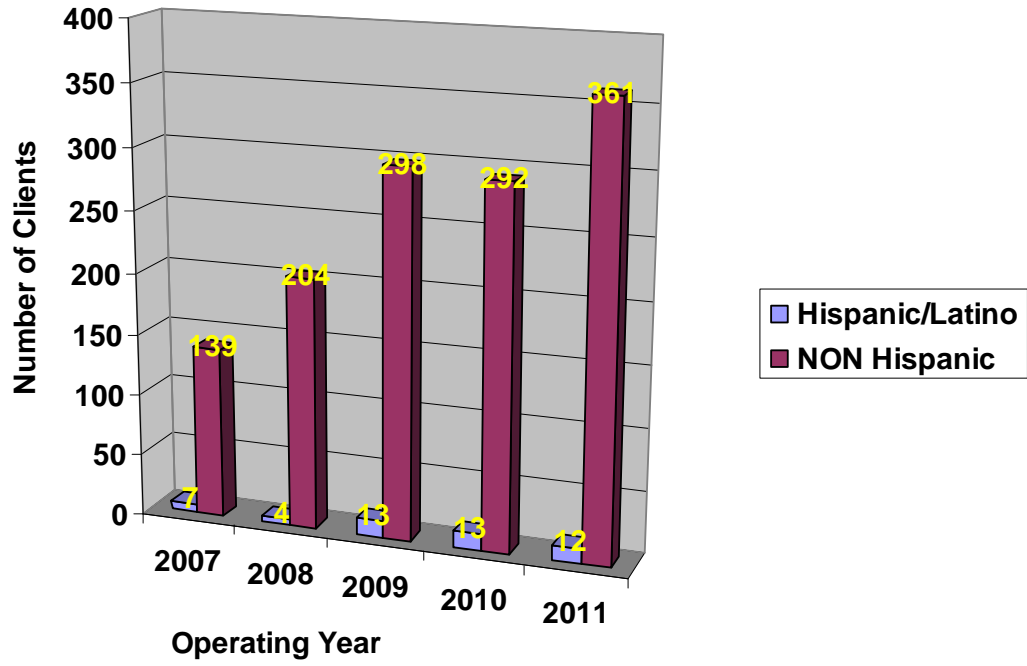
Homeless Clients by Gender



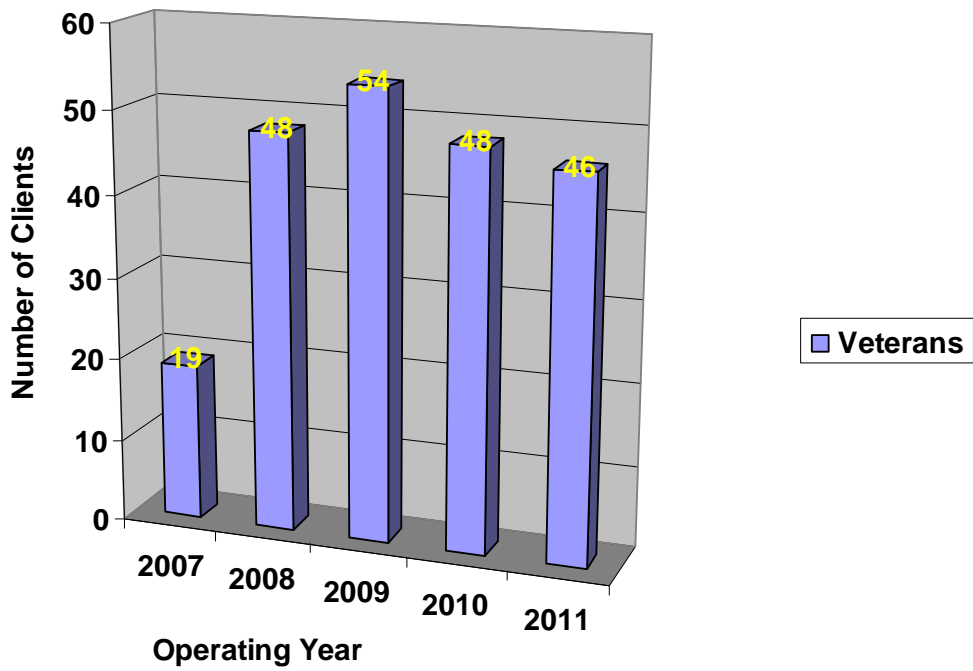
Homeless Clients by Race



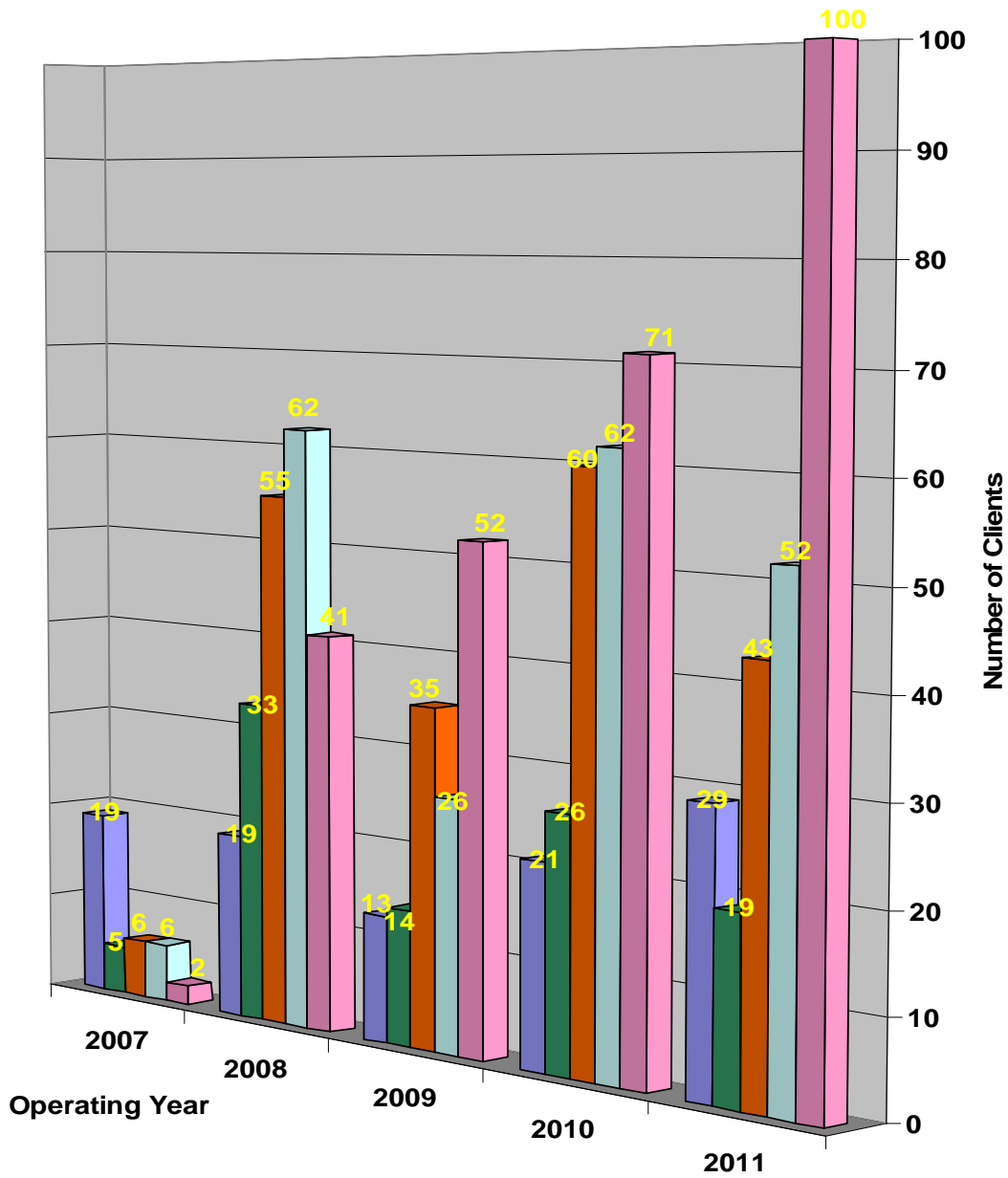
Homeless Clients by Ethnicity



Homeless Veterans


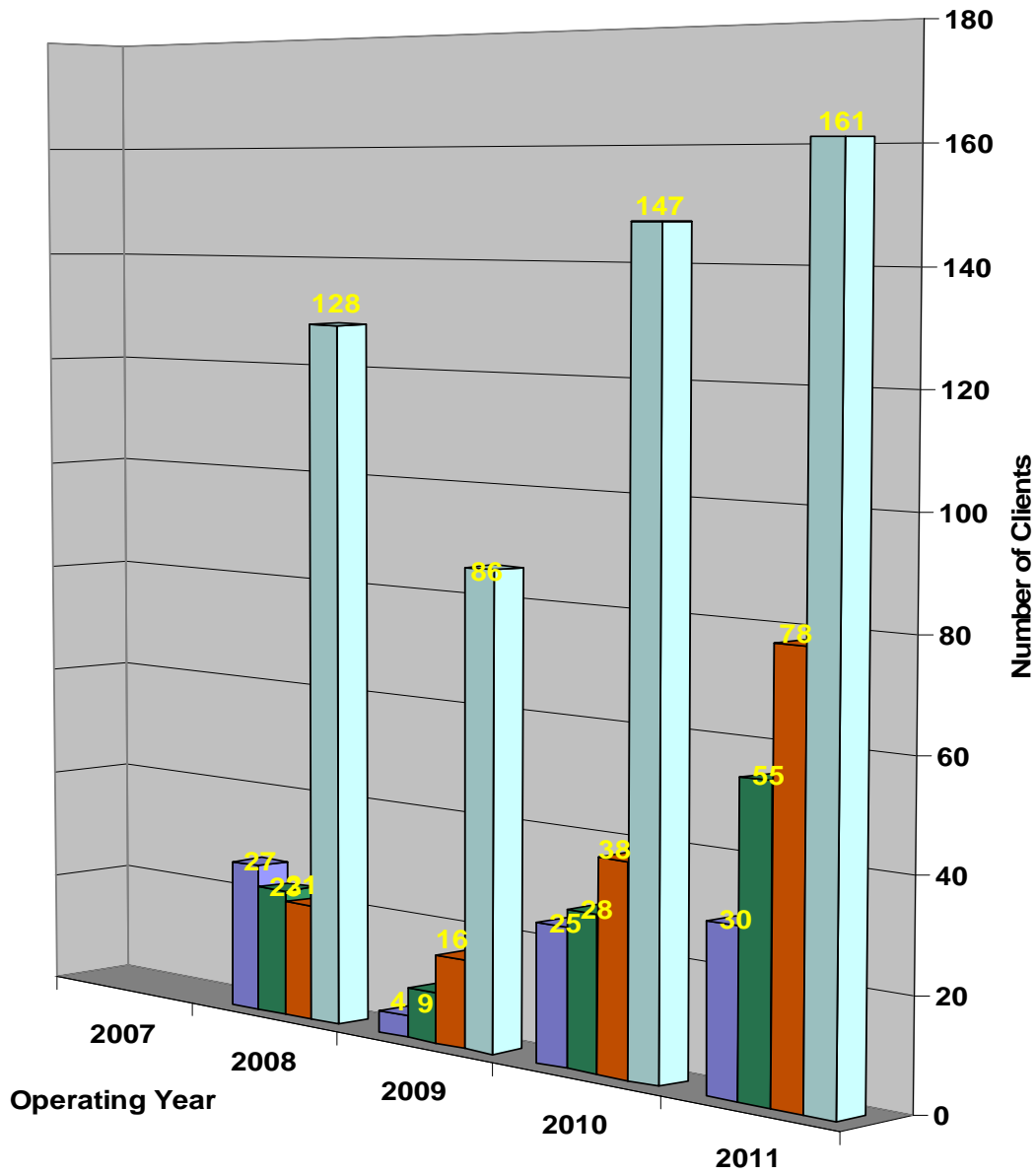


Homeless Clients by Length of Homelessness



- 1 week or Less
- 1-3 months
- More than a year
- More than a week
- 3-12 months

Homeless Clients by Length of Time in County



Homeless Clients by Age

